



Charting and ColdFusion

Raymond Camden

ray@camdenfamily.com

blog: www.coldfusionjedi.com

twitter: cfjedimaster

CF

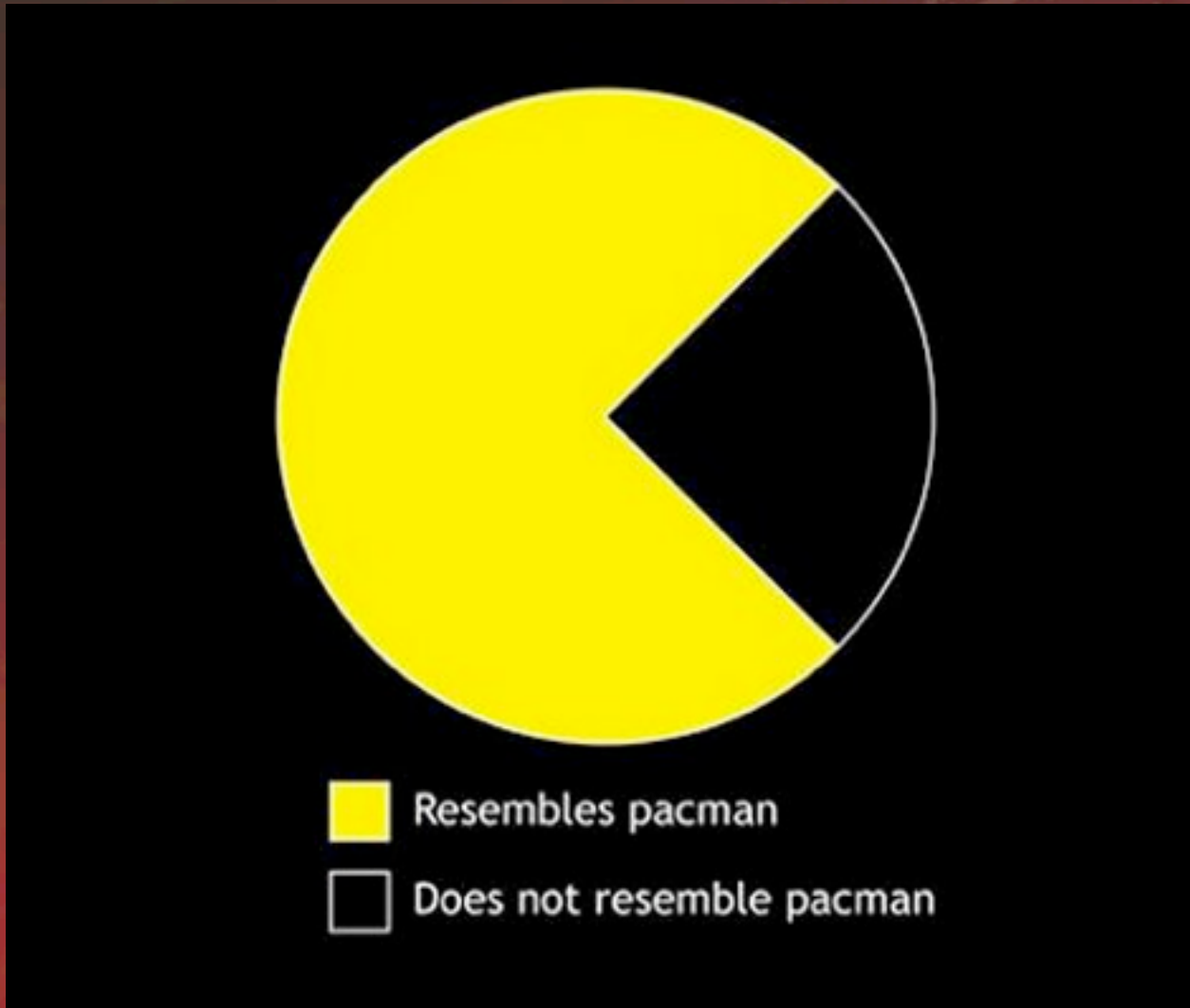
Fx

AIR

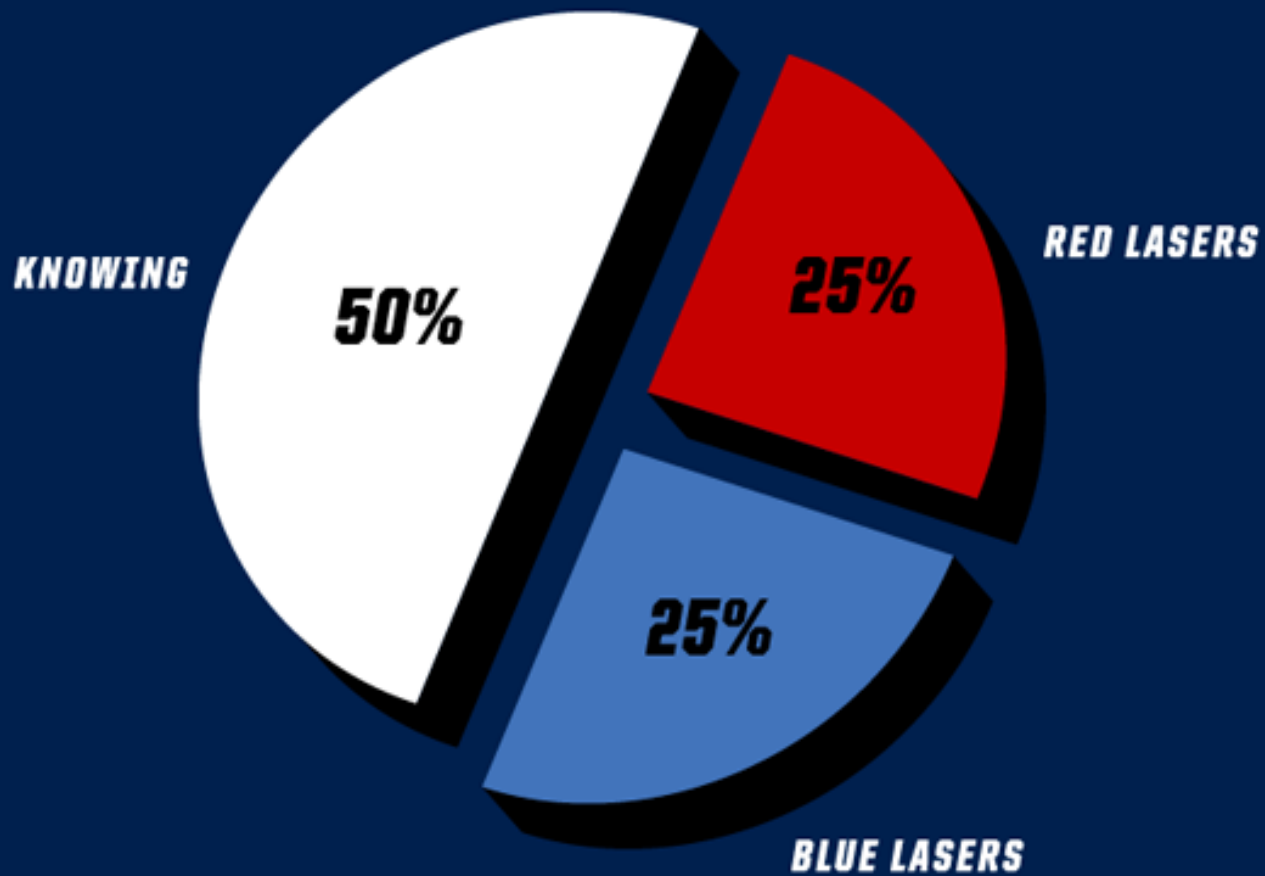
Lansdowne Resort, Leesburg VA August 12- 15, 2009

www.cfunited.com

Charts are Fun!



THE BATTLE



What's on the dock...

- A. ColdFusion Native Charting
- B. Google Charts
- C. XML/SWF Charts
- D. Flex Charting

ColdFusion Native Charting

- A. Free, no additional install
- B. Based on WebCharts 5.1
- C. Supports Flash, JPG, PNG
- D. bar, cylinder, cone, pyramid, horizontal bar, line, curve, step, area, pie, scatter
- E. Includes chart editor for advanced modifications

Demos

Report Card: ColdFusion Native Charting

Ease of Use	A
Price/Installation	A
Design	B-

Google Charts

- A. REST API (2048 character limit)
- B. Free, no install (obviously)
- C. PNG only
- D. Line, Bar, Pie, Venn, Scatter, Radar, Maps, Google-o-meters (think dial), QR Codes
- E. <http://code.google.com/apis/chart>

Google Charts

- A. 4 types of data encoding:
- Text encoding (0-100)
 - Text encoding with data scaling (bigger)
 - Simple encoding (0-61, floating)
 - Extended encoding (0-4095)

Demos

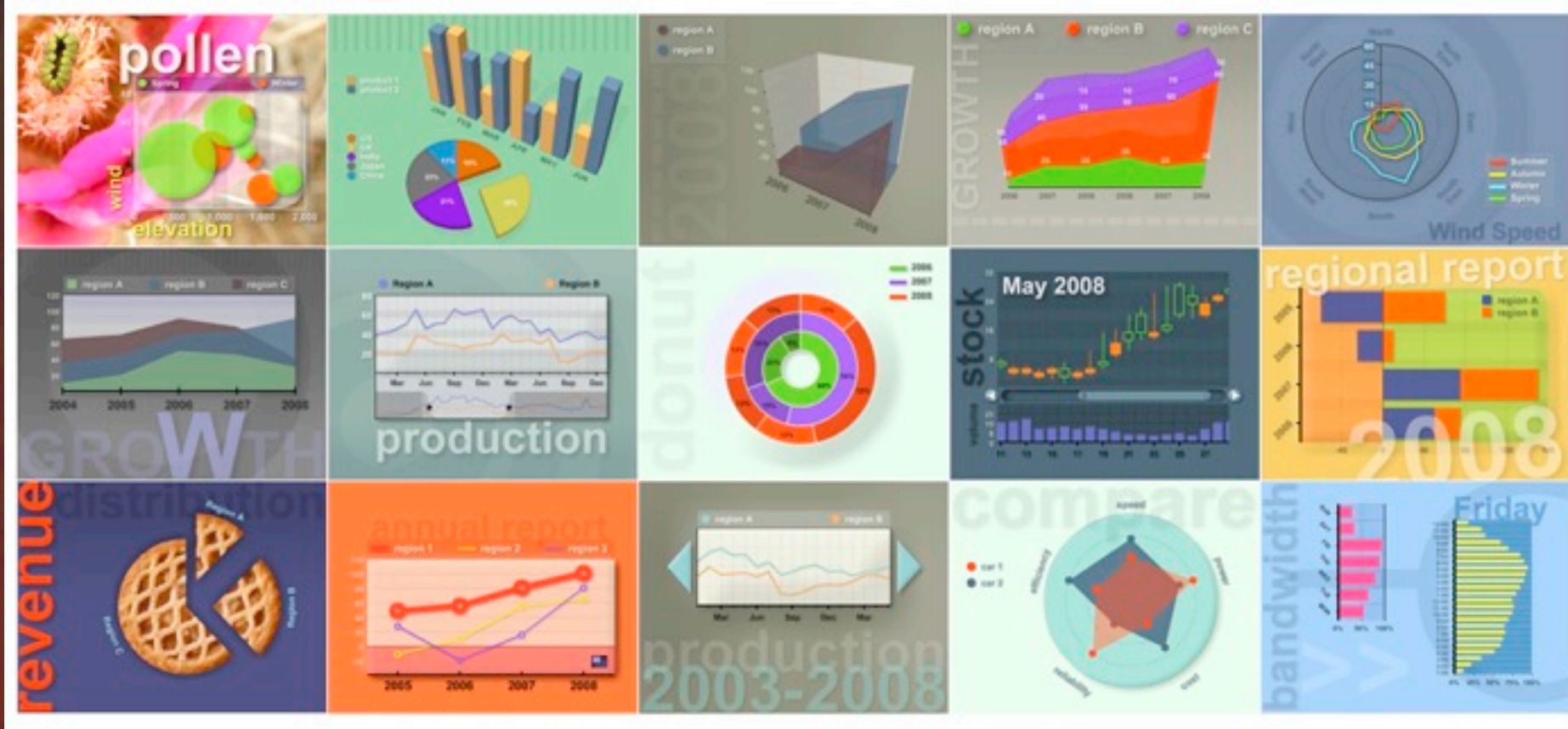
Report Card: Google Charts

Ease of Use	C
Price/Installation	A
Design	B

XML/SWF Charts

- A. maani.us (!?!?)
- B. Flash
- C. Free (clicks to go web site), 49 for one domain (although *.foo.com is ok), 599 unlimited
- D. XML based API
- E. Line, many Column variants, pie, donut, bar and variants, candlestick, scatter, polar, bubble

Demos



Report Card: XML/SWF Charts

Ease of Use	B
Price/Installation	B
Design	A

Flex Charting

- A. I'm not going to tell you what format
- B. Flex Builder 3 Professional Edition (\$699)
- C. area, bar, bubble, candlestick, column, HighLowOpenClose, line, pie, plot

MXML Outline:

```
<mx:ChartName>
  <!-- Define one or more series. -->
  <mx:SeriesName/>

  <!-- Define the axes. -->
  <mx:horizontalAxis>
    <mx:axis_type/>
  </mx:horizontalAxis>
  <mx:verticalAxis>
    <mx:axis_type/>
  </mx:verticalAxis>

  <!-- Style the axes and ticks marks. -->
  <mx:horizontalAxisRenderers>
    <mx:AxisRenderer/>
  </mx:horizontalAxisRenderers>
  <mx:verticalAxisRenderers>
    <mx:AxisRenderer/>
  </mx:verticalAxisRenderers/>

  <!-- Add grid lines and other elements to the chart. -->
  <mx:annotationElements>
    <mx:Array/>
  </mx:annotationElements>
  <mx:backgroundElements>
    <mx:Array/>
  </mx:backgroundElements/>
</mx:ChartName>

<!-- Optionally define the legend. -->
<mx:Legend/>
```

Demos

Report Card: Flex Charting

Ease of Use	B
Price/Installation	C
Design	B

Recommendations?

Any Questions?

- A. Email me at ray@camdenfamily.com
- B. Follow me on twitter at <http://www.twitter.com/cfjedimaster>